

Effects of the MacArthur Maze Fire and Roadway Collapse on a Spent Nuclear Fuel Transportation Package - 11392

Christopher S. Bajwa*, Earl P. Easton*, Harold Adkins**, Judith Cuta**,
Nicholas Klymyshyn**, and Sarah Suffield**

*U.S. Nuclear Regulatory Commission, Washington, DC 20005

**Pacific Northwest National Laboratory, Richland, Washington 99352

ABSTRACT

In 2007, a severe transportation accident occurred near Oakland, California, on a section of Interstate 880 known as the "MacArthur Maze," involving a tractor trailer carrying gasoline which impacted an overpass support column and burst into flames. The subsequent fire caused the collapse of portions of the Interstate 580 overpass onto the remains of the tractor-trailer in less than 20 minutes, due to a reduction of strength in the structural steel exposed to the fire. The US Nuclear Regulatory Commission is in the process of examining the impacts of this accident on the performance of a spent nuclear fuel transportation package, using detailed analysis models, in order to determine the potential regulatory implications related to the safe transport of spent nuclear fuel in the United States. This paper will provide a summary of this ongoing effort and present some preliminary results and conclusions.

NOMENCLATURE

Caltrans – California Department of Transportation
CHP – California Highway Patrol
FDS – Fire Dynamics Simulator
HAC – Hypothetical Accident Condition
LWT SNF – Legal Weight Truck Spent Nuclear Fuel (package)
NIST – National Institute of Standards and Technology
NRC – United States Nuclear Regulatory Commission
SwRI[®] – Southwest Research Institute[®]

BACKGROUND

The primary objectives of the work described in this paper are two-fold. The first objective is to assess the severity of the MacArthur Maze fire by evaluating the structural and other materials exposed to the fire and to estimate the maximum temperatures experienced by those materials during the event. The second is to evaluate the accident in comparison to the hypothetical accident condition fire exposure defined in Title 10 of the Code of Federal Regulations, Part 71, "Packaging and Transportation of Radioactive Material" [1] to assess the potential impact of this type of accident on a spent nuclear fuel transportation package.

The MacArthur Maze Accident and Fire

The accident occurred on Sunday morning, April 29, 2007, in an area commonly known as the "MacArthur Maze", a network of connector ramps that merge highways I-80, I-580, and I-880 in Oakland, California. The fire that eventually led to collapses of the overpass started at about 3:38 a.m. when a gasoline tanker truck carrying 32,500 liters [8,600 gallons] of gasoline crashed and caught fire. The tanker truck was heading south along I-880 at the time of the accident. While nearing the I-580 overpass, the vehicle rolled onto its side and slid to a stop on the 21-foot-high ramp connecting westbound I-80 to southbound I-880.

The main portion of the fire, fueled by gasoline leaking from the tanker, spread along a section of the I-880 roadway, and encompassed an area of roughly 30 m [100 ft] in length by 10 m [33 ft] in width. Some of the gasoline went through the scupper drain on I-880 and burned on the ground around an I-880 roadway support pillar. The fire on the I-880 roadway heated the steel girders on the underside of the I-580 overpass to temperatures at which the steel strength was reduced and was insufficient to support the weight of the elevated roadway. A portion of the I-580 overpass (between Bents 19 and 20) completely collapsed onto the I-880 roadway about 17 minutes after the fire started, based on surveillance video taken from a water treatment plant adjacent to the highway interchange. A second portion of the I-580 overpass (between Bents 18 and 19) began to sag heavily and eventually partially collapsed approximately 40 minutes after the fire began. The fire was determined to have burned intensely for about 40 minutes, but for the remaining 60 minutes of the fire, it was significantly reduced in size, due to the collapse of the two I-580 spans. An image captured from the video at 16.7 minutes, just before the collapse of the

first overhead span, is shown in Figure 1. A photograph of the scene after the fire was extinguished (from later that day) is shown in Figure 2¹ [2].



Fig. 1. MacArthur Maze fire at +16.7 minutes (video image at 03:54:24.61 PDT)



Fig. 2. Post-fire aerial view of the collapsed section of I-580 looking west. Picture from Caltrans <http://www.dot.ca.gov/dist4/photography/images/070429>.

¹ The transverse support locations for the elevated roadway are referred to as “Bents” in Figures 1 and 2.

DETERMINING FIRE TEMPERATURES: THE MACARTHUR MAZE FIRE

Examining Physical Evidence

Initial media reports of the MacArthur Maze accident suggested that the fire could have reached temperatures as high as 1,650°C [3,000°F]. However, no direct temperature measurements were taken of the fire, and this estimate fails to take into account two crucial factors; the maximum temperatures achievable in an open hydrocarbon fueled pool fire, and the temperature-dependent nature of the strength of structural steel. Based on experimental and analytical evaluations of large pool fires [3], a consistent estimate of the bounding flame temperature for these types of fires is approximately 1000°C (1832°F). Higher temperatures may be achievable if the fire is confined in a manner that does not restrict the flow of oxygen to the fire or remove significant heat from the fire by means of conduction, evaporation, or ablation (spalling). However, the upper limit is only about 1350°C (2462°F), based on tunnel fire testing [4, 5].

Review of the documentation compiled by Caltrans during the demolition and repair of the overpass, as well as examination of the I-580 overpass girders after the demolition, revealed no indications that any of the steel girders were exposed to temperatures where melting would be expected. Other items that aided in determining the fire temperature included melting of alloys used on the tanker truck, spalling of concrete, damage to paint, and solid-state phase transformations in the steel girders. Spalling of the concrete was observed on the surface of the I-880 roadbed, the physical extent of which was measured by Caltrans. Damage to the paint of the steel girders also served as a useful indication of temperature especially with the extensive photographic documentation available from Caltrans. NRC and SwRI® staff collected and analyzed material samples from the steel girders and the tanker truck to estimate exposure temperatures.

Samples of the MacArthur Maze (I-580 Overpass)

Samples of steel girders from the collapsed I-580 overpass were collected and metallurgical analyses were conducted to determine the effect of the fire temperature on the microstructure of the materials. The approximate locations of the samples collected from the collapsed structure are shown in Figure 3 [2]. Table I provides a list and a brief description of the samples that the staff collected during a visit to the accident site in June, 2007.




Fig. 3. View of damage during demolition looking southwest. Bent 18, 19, and 20 and approximate locations of collected specimens are indicated. Dotted lines represent pre-accident overpass structure that was demolished and removed prior to this photograph. Original picture from Caltrans website <http://www.dot.ca.gov/dist4/photography/images/070430/index2.html>

Table I. Description of Samples Collected

Sample Number	Description
NRC 1H	Plate Girder 3 at Bent 19 end with rivet holes. Specimen did not contain weld metal.
NRC 1S	Plate Girder 3 with stiffener near Bent 19. Specimen contained weld metal.
NRC 2	Plate Girder 4 with Butt Weld. Specimen contained weld metal.
NRC 3	Plate Girder 5 likely located between Bent 18 and Bent 19 with stiffener heavy distortion. Specimen contained weld metal.
NRC 4	Plate Girder 5 likely located between Bent 18 and Bent 19 with stiffener medium distortion. Specimen contained weld metal.
NRC 5	Box Beam Cap 7 lower plate with side and weld. Specimen contained weld metal.
NRC 6	Plate Girder found attached to Box Beam Cap 8 with reduction in area.
NRC 7	Rivet head located in Box Beam Cap 8.
NRC 8	Plate Girder 10 Near Bent 20 Web and plate with weld. Specimen contained weld metal.
NRC 9	Plate Girder 12 with stiffener near Bent 18. Specimen contained weld metal.
NRC 10	Flakes peeled off of plate girder angles on Box Beam Cap 8.

Analysis of the Tanker Truck Samples

In March, 2008, staff from SwRI[®] and NRC inspected the tanker truck involved in the accident and collected selected samples for analysis. A variety of materials were collected including glass, aluminum alloys, steel, copper, brass, and stainless steel. Descriptions of the samples are shown in Table II. Photographs of the truck remains are shown in Figure 4.

Table II. Description of Collected Tanker Truck Samples

Sample Identification Number	Description
1	Front tire cord from left side of vehicle
2	Tire cord from #5 axle on right side of vehicle
3	Brake pad located near rear of vehicle
4	Rim component sample from #5 axle
5	Spring located near rear of truck
6	Large bolts (3) located on frame and near engine
7	Grade 5 bolt located on frame
8	Copper wire ground strap located on frame
9	Copper wire battery cable
10	Copper wire electrical system wiring located on frame and melted aluminum
11	Fitting with brass located on engine
12	Bolt from engine passenger side with steel wire and melted aluminum
13	Aluminum screen from radiator
14	Aluminum rim from dual wheel axle
15	Aluminum tank section
16	Glass mirror from passenger side
17	Stainless steel mirror support bracket



Fig. 4. Photographs of the tanker truck remains at the accident site (A) and at the Caltrans storage facility (B).

The MacArthur Maze Fire: Materials Analysis Conclusions

Based on the samples collected and the results of thermal exposures, the temperature of the fire below the I-580 overpass is estimated to have ranged from 850°C [1,562°F] to approximately 1,000°C [1,832°F]. Near the truck, the maximum exposure temperature is estimated to be at least 720°C [1,328°F] and less than 930°C [1,706°F]. Results obtained from the analysis of the overpass and truck samples are consistent with modeling results (discussed below), indicating the hottest gas temperatures during the fire were located above the I-880 roadway near the steel girders of the I-580 overpass. An extensive discussion of the materials analyses completed for the samples collected are provided in previous papers [6], as well as a NRC NUREG/CR series report [7].

The insights gained from the materials analyses from the MacArthur Maze fire have been used to verify computer models of the fire and roadway collapse. This has allowed for further investigation of the potential effects that a fire of this magnitude and duration, followed by a roadway collapse, could have had on an NRC certified over-the-road radioactive material transportation package. Preliminary results of these investigations are discussed below.

CFD MODELING OF THE MACARTHUR MAZE FIRE

A preliminary model of the MacArthur Maze fire was developed using the FDS code [8, 9] for NRC at the Center for Nuclear Waste Regulatory Analyses, SwRI®, San Antonio, Texas under contract NRC-02-07-006, and provided an initial scoping analysis of the fire. The model was then refined and final calculations were performed at NIST. A diagram of the structural elements and roadways as represented in the FDS model is shown in Figure 5.

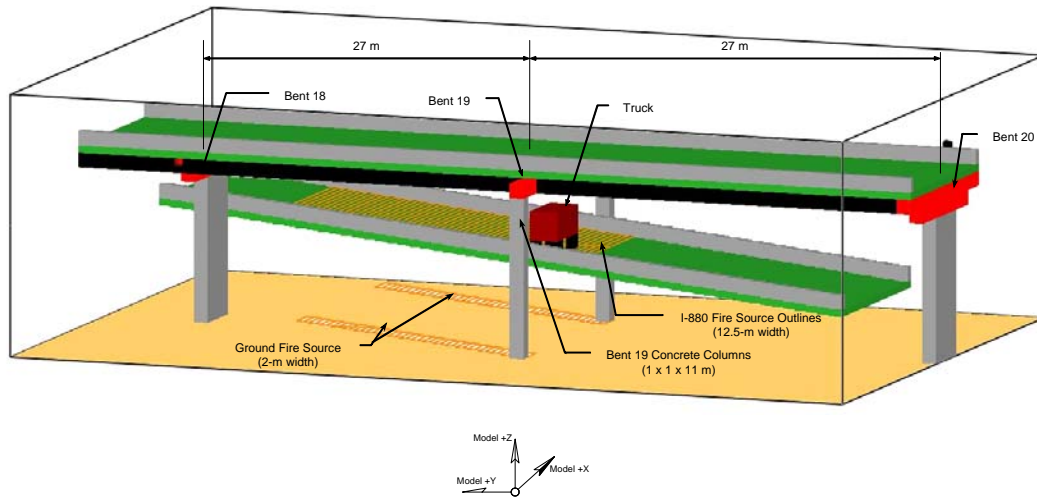
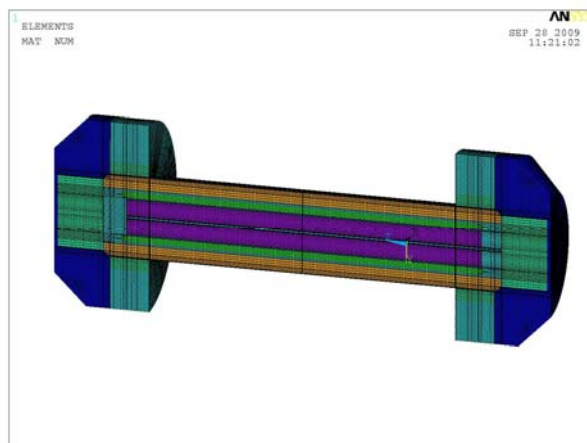


Fig. 5. Diagram of FDS model of MacArthur Maze Geometry for Fire Simulation

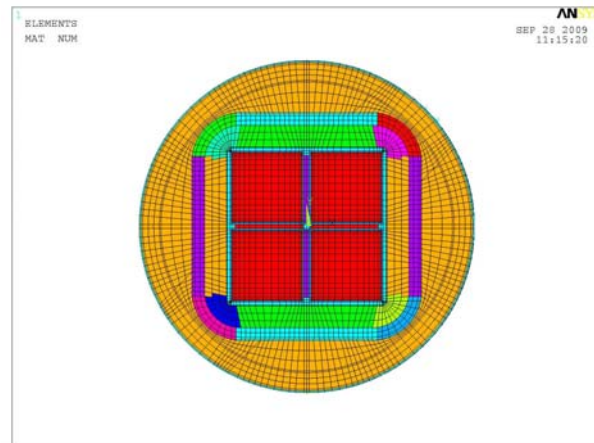
The FDS analysis was limited to the pre-collapse phase of the fire (17 minutes). The upper bound on the peak fire temperature during this first phase of the fire is 1100°C (2012°F), based on predicted Adiabatic Surface Temperatures (ASTs) at points in the fire near the final position of the tanker truck, at elevations of 1 m above the roadway and 1 m below the girders of the overhead I-580 span. The results of the FDS analysis were used to determine appropriate boundary conditions for the analyses presented below of the thermal effects of the fire on a typical LWT SNF package, and the structural effects of the lower roadway dropping onto the package. For these analyses, the GA-4 LWT SNF package was selected, based primarily on its ability to carry up to 4 spent PWR fuel assemblies.

MODELING OF THERMAL EFFECTS OF THE MACARTHUR MAZE FIRE

Simulation of the GA-4 package in the MacArthur Maze fire consisted of imposing in sequence a series of three sets of boundary conditions representing a large (pre-collapse) fully engulfing fire at 1100°C (2012°F), a smaller (post-collapse) fully engulfing fire at 900°C (1652°F), and the post-fire cooldown with the package beneath the fallen upper roadway. Two independent models were developed for this analysis, one using the ANSYS finite element code [10] and one using the COBRA-SFS thermal-hydraulics finite difference code [11]. These models were developed in parallel to expedite cross-checking and verification between the codes. Figure 6 shows a cross-section of the model geometry developed for the simulation with ANSYS. Figure 7 shows a cross-section of the model developed for the COBRA-SFS simulation.



(A) Axial Cross-Section



(B) Mid-Plane Cross-section

Fig. 6. Diagram of ANSYS model of GA-4 Package

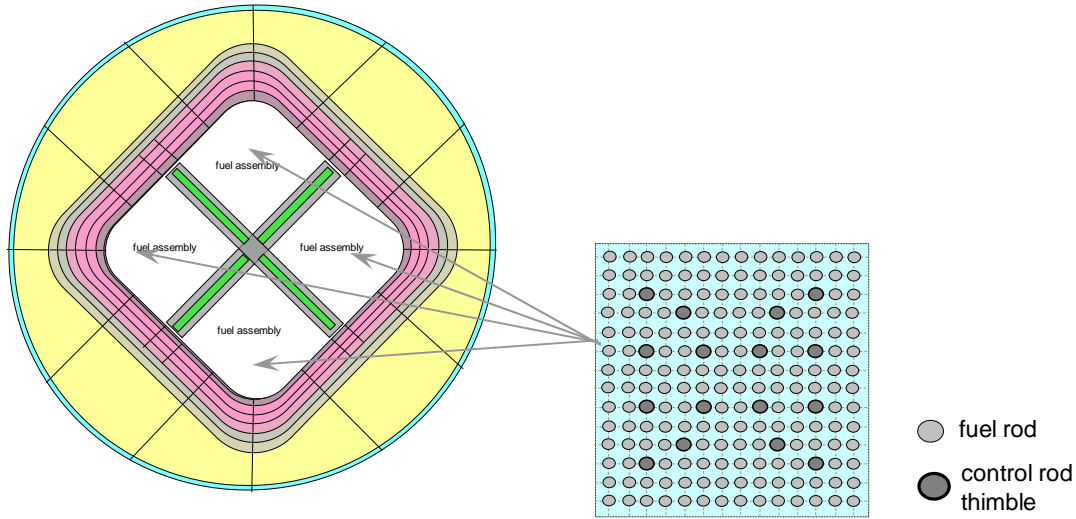


Fig. 7. Diagram of COBRA-SFS model of GA-4 Package

To simulate the pre-collapse fire, the package model was subjected to an ambient boundary temperature of 1100°C (2012°F) for 37 minutes, to conservatively represent the fire conditions before and during the collapse of the two overhead spans. To simulate the smaller post-collapse fire, the fire boundary temperature was reduced to 900°C (1652°F) for the remaining 71 minutes of the transient, for a total fire duration of 108 minutes. Figure 8 shows the bounding fire temperatures assumed for the MacArthur Maze fire, compared to the prescribed fire boundary temperature for the HAC fire described in 10CFR71.

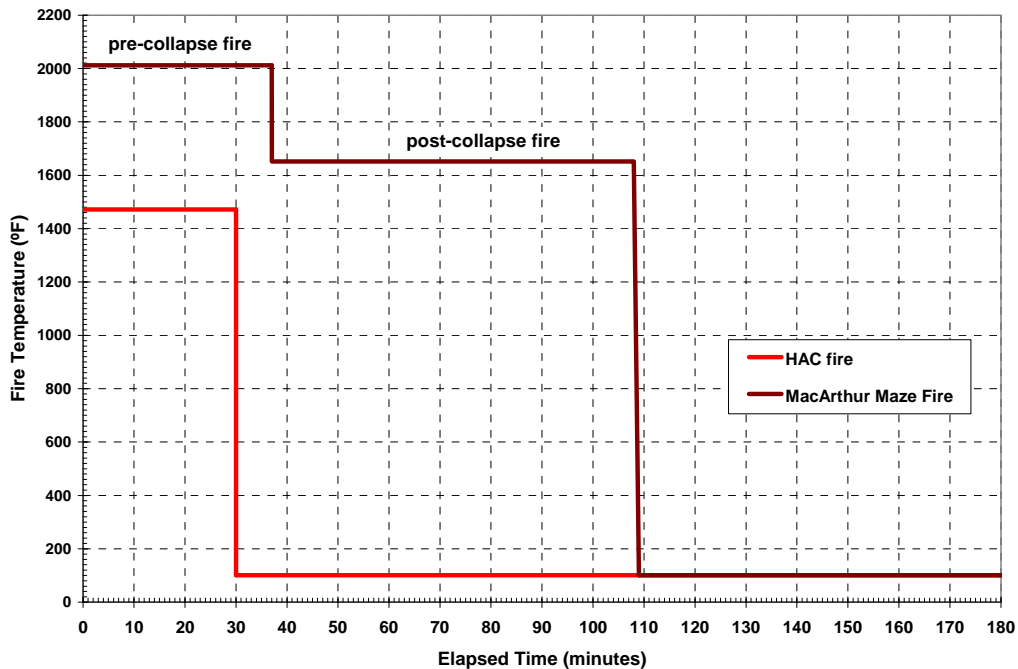


Fig. 8. Diagram of COBRA-SFS model of GA-4 Package

Preliminary Results of Thermal Analysis with ANSYS Model

The temperatures predicted with the ANSYS model simulation of the MacArthur Maze pre-collapse fire scenario at 1100°C (2012°F) are shown in Figure 9. This color thermograph shows the temperature distribution in the package cross-section at 37 minutes (end of the pre-collapse portion of the fire scenario.) Figure 10 shows the temperature distribution predicted at the end of the fire, at 108 minutes, after the additional 71 minutes of the post-collapse fire at 900°C (1652°F).

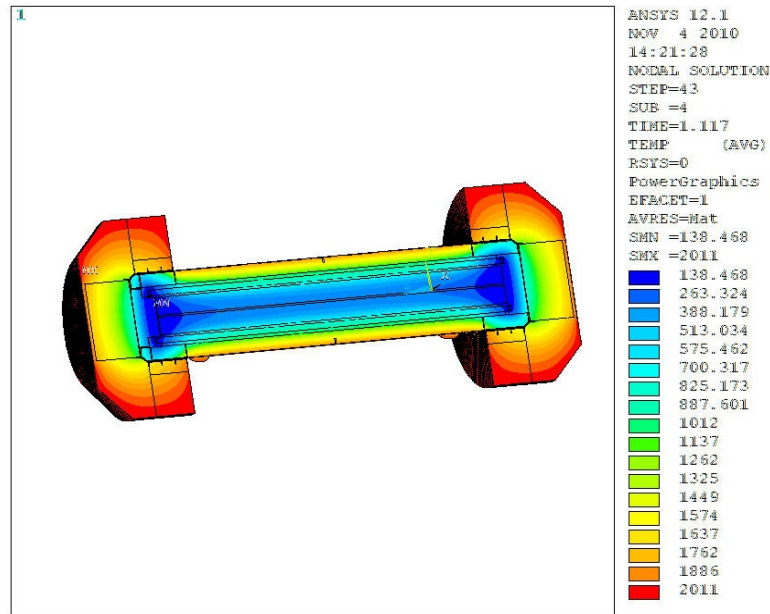


Fig. 9. Temperature distribution Predicted with ANSYS model for the GA-4 Package at end of Pre-collapse 1100°C (2012°F) Fully Engulfing Fire (37 minutes)

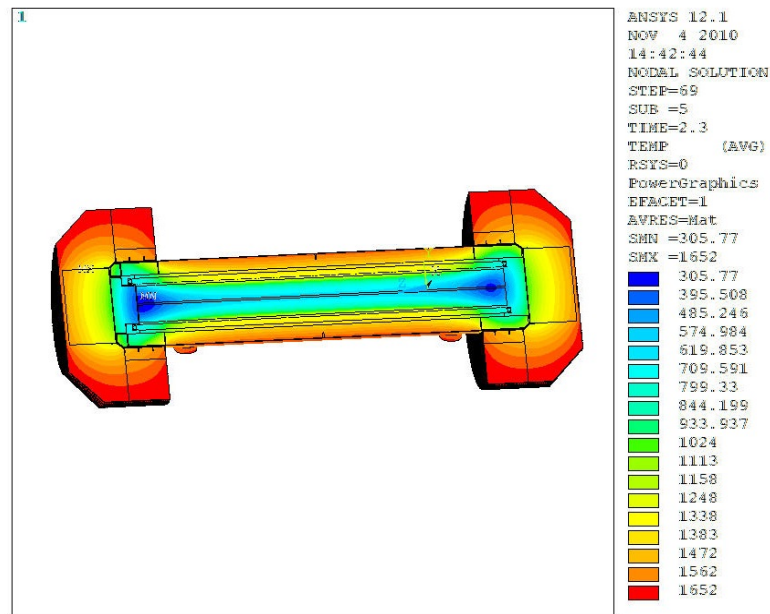


Fig. 10. Temperature distribution Predicted with ANSYS model for the GA-4 Package at end of fire (108 minutes), after Post-collapse 900°C (1652°F) Fully Engulfing Fire

The peak clad temperature predictions obtained with the COBRA-SFS model in the MacArthur Maze fire are shown in Figure 11. The peak cladding temperature predicted with the ANSYS model follows the maximum temperature curve predicted with the COBRA-SFS model for the axial center of the package, despite the inclusion of the impact limiters in the ANSYS model and their omission from the COBRA-SFS model. The higher peak cladding temperature predicted with the COBRA-SFS model occurs at the end of the rod, where the steel base of the package is exposed directly to the fire. Without the thermal insulation provided by the impact limiter, the fuel cladding temperature is predicted to approach within about 30 °C (55 °F) of the Zircaloy burst temperature limit of 750°C (1382°F) [12].

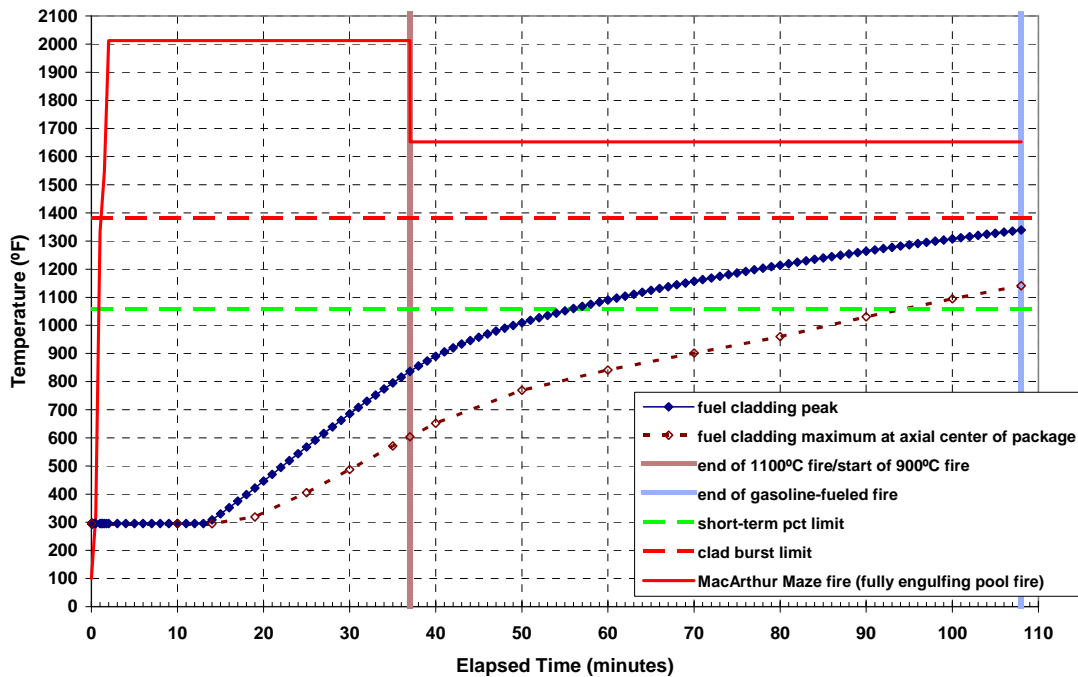


Fig. 11. Peak clad temperature predictions with ANSYS and COBRA-SFS models for the complete MacArthur Maze fire scenario

The effect of the impact limiters on the thermal response of the package is illustrated in Figure 12. The external surface temperature on the exposed surface of the package (between the impact limiters) is essentially the same for the two models, but the temperatures predicted with the ANSYS model are much lower in regions covered by the impact limiters. As a result, the peak clad temperature predicted with the ANSYS model during the fire is much lower than the peak cladding temperature predicted with the COBRA-SFS model. However, the insulating effect of the impact limiters also slows the predicted cooldown rate of the package in the post-fire scenario. Preliminary results show that the peak fuel cladding temperature predicted with the ANSYS model continues to rise for several hours after the end of the fire, due to the decay heat load within the package that is not removed during the fire and is removed only at a rate much below the required design rate during the post-fire cooldown. In the MacArthur Maze fire scenario, the cooldown rate is further slowed by the assumption that the SNF package is buried under the fallen span of the upper roadway.

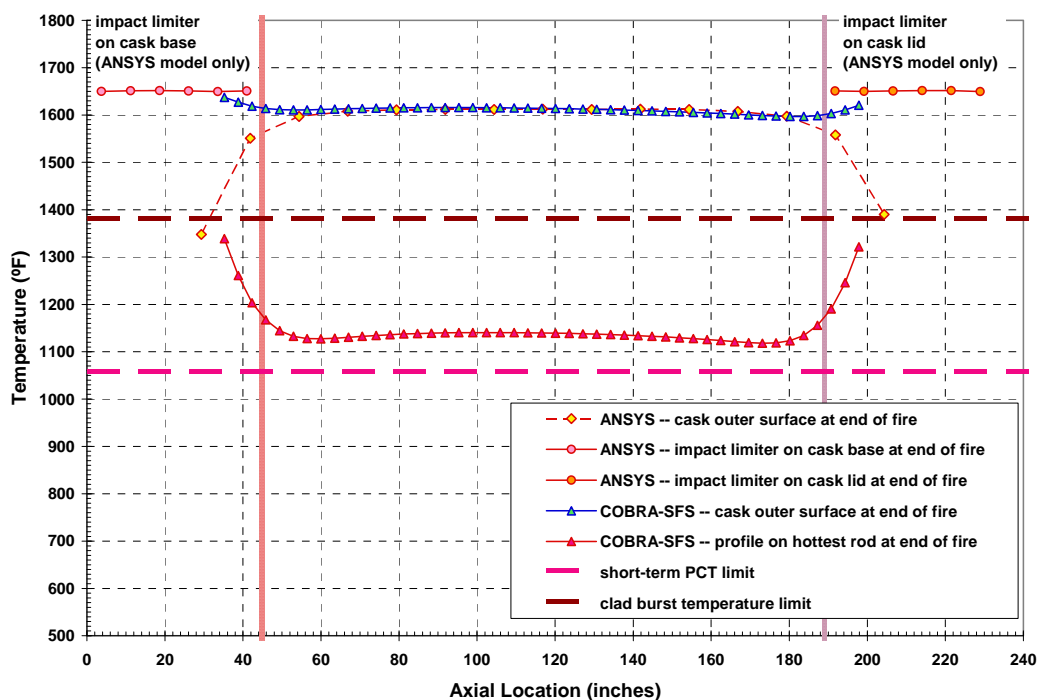


Fig. 12. Peak external surface temperature predictions with ANSYS and COBRA-SFS models for the complete MacArthur Maze fire scenario

The complete transient calculations for both models are still in progress, so it is not possible to report the overall peak temperatures for the internal components of the SNF package, including the peak fuel cladding temperatures. However, experience with long post-fire cooldown transients with other fire models suggest that the final peak temperatures could be significantly higher than those predicted during the fire.

Preliminary Results of Structural Analysis with LS-Dyna

The I-580 roadway is modeled in LS-Dyna [13] as a deformable impact object for the analyses of the potential effects of the upper roadway dropping onto the SNF package. The model of the span between Bent 19 and Bent 20 was constructed using the original plate girder design drawings. The plate girders are the most important components of the overpass system for the impact modeling because under the most damaging assumptions they are expected to contact the package body directly. The concrete and rebar structure of the I-580 roadway is simply modeled as a homogenized elastic material with a low modulus of elasticity. The falling span was subjected to a constant gravity force and given a velocity of 7.671 m/s at the point of impact, which corresponds to a 3-m drop. This is based on possible geometric conditions that can exist prior to span release.

The sequence of events in this accident scenario is the reverse of the postulated order of a package drop followed by a fully engulfing fire, as specified in 10CFR71 (see Ref. 1). In contrast to the prescribed package drop scenario, which occurs at normal ambient temperatures, the temperature distribution on the I-580 overpass in the MacArthur Maze fire scenario is a key factor in determining the potential severity of the impact of the roadway on the package. The stiffness of the girders, and therefore the magnitude of the force that can be imparted to the SNF package by the drop impact, is primarily a function of the girder temperatures. A conservative estimate of 982°C (1800°F) was obtained for the girder temperatures in the drop scenario, based on the material data analyses discussed above, and thermal modeling of the effect of the fire on the girder temperatures at the time of the complete collapse of the first overhead span at 17 minutes into the fire. This value was applied uniformly along the axial length of the steel girders for the drop calculation.

The position assumed for the SNF package beneath the falling upper roadway has a significant influence on the potential damage to the package, and a range of possible orientations of the package on the lower roadway was investigated. These included (1) orienting the package perpendicular to the axis of the girders so that the main

impact was across the center of the package, (2) orienting the package parallel to the axis of the girders so that one girder would strike the cask along its full axial length, and (3) orienting the package such that the main impact would be localized on the package closure. The structural model of the package excluded the impact limiters and the thin neutron shield shell on the outer surface of the package, as these components were considered superficial to the overall structural integrity of the package.

The results of these analyses showed that the steel plate girders of the overhead roadway would undergo significant plastic strains and therefore tend to deform under the impact, while the SNF package would be relatively unaffected by the impact force. Limited plastic strains are predicted in the package wall and the depleted uranium (DU) gamma shield; however, these strains are substantially less than those predicted for the girders. Figure 13 shows the geometry of the perpendicular impact scenario, and the deformation of the girders is clearly visible in the graphic (the roadway concrete has been removed from this image, for clarity).

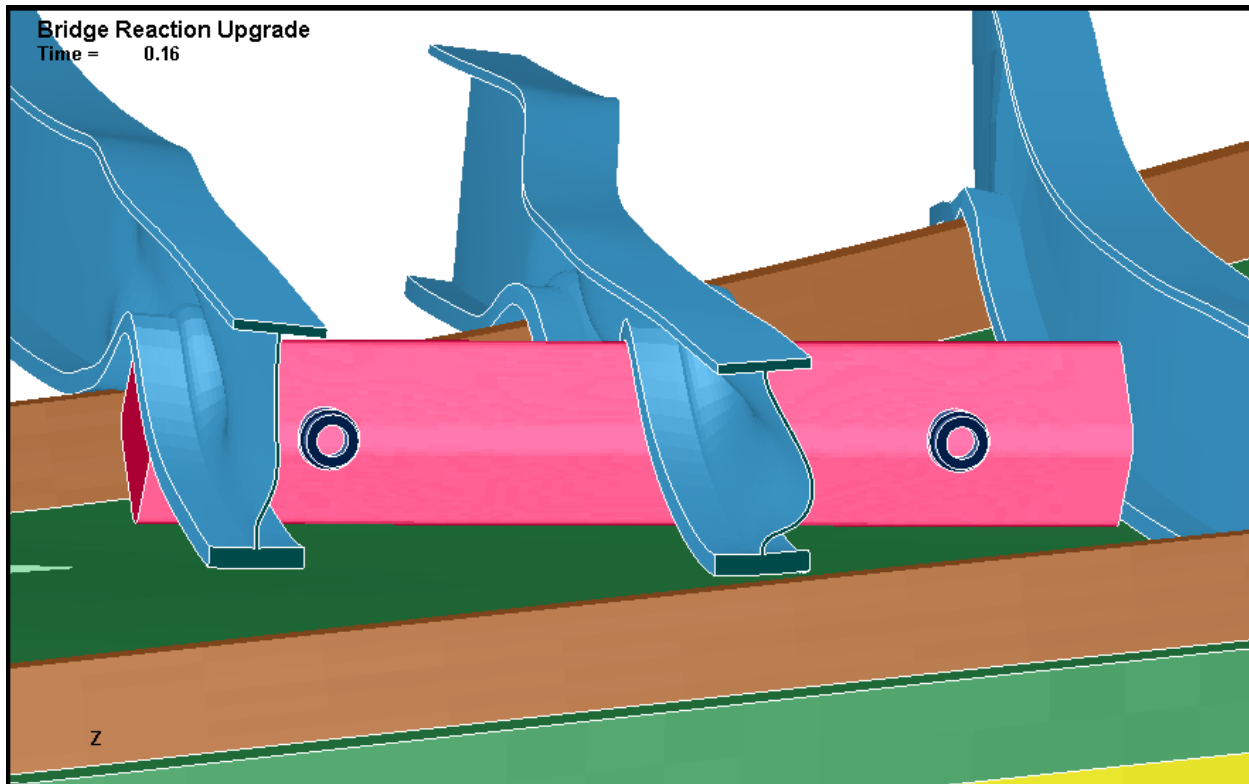


Fig. 13. Predicted Deformation of I-580 Span after Impact; Package Oriented Perpendicular to Girders

Of the cases evaluated, the most severe effects on the package were obtained with the package oriented parallel to the axis of the girders. Figure 14 shows contours of effective plastic strain on the package body (local mesh and girder deformation images added to the standard LS-DYNA contour plot, as supplemental information.) One location at the bottom end of the cask experiences localized plastic strains of about 10%. At this combination of temperature and strain rate, the expected plastic strain limit is beyond 30%. This result suggests that the plastic strains that could be experienced by the package in this drop scenario would not exceed the plastic strain limit of the cask material.

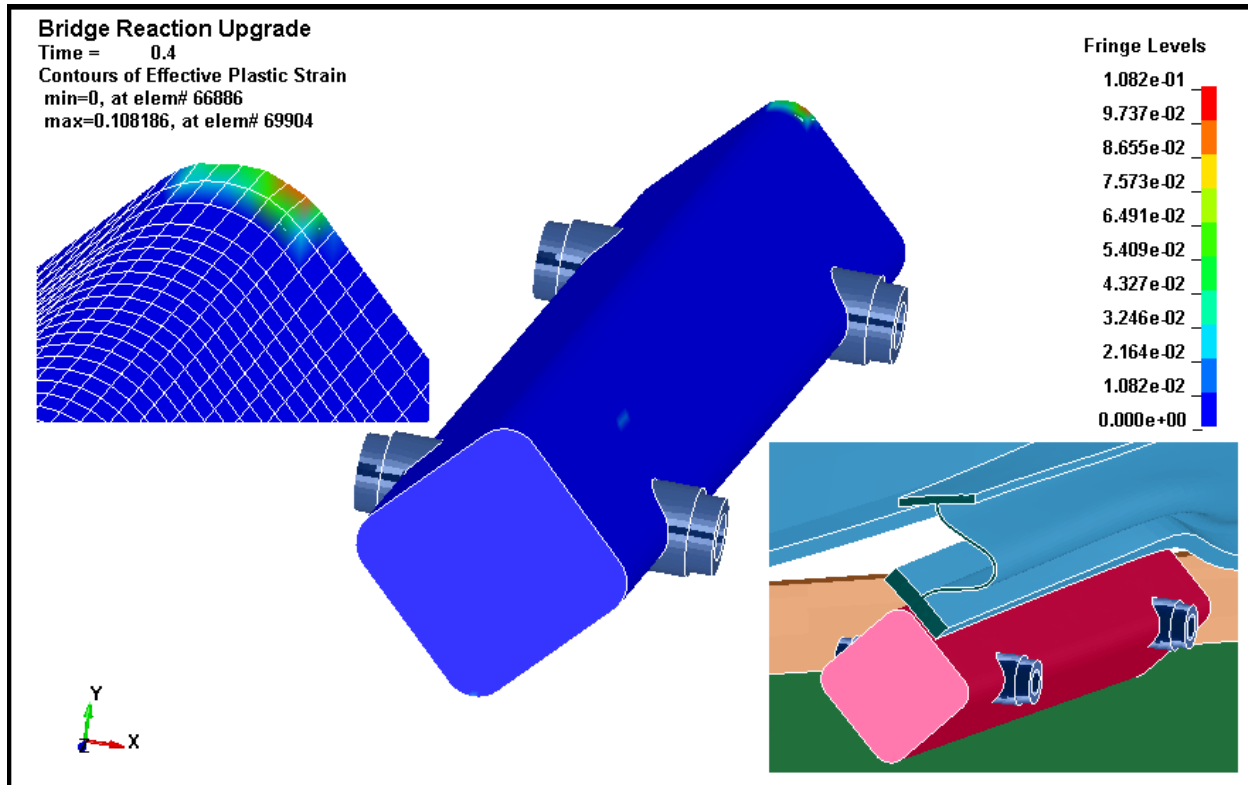


Fig. 14. Plastic Strain in SNF Package Body after I-580 Span Impact Due to Collapse in Parallel Orientation. (Local mesh and girder deformation superimposed on contour plot.)

The MacArthur Maze Fire: Thermal and Structural Analysis Conclusions

The detailed thermal models of the MacArthur Maze fire scenario with ANSYS and COBRA-SFS have produced preliminary results indicating that in a fire of this severity, the peak fuel cladding temperature would almost certainly exceed the short-term limit of 570°C (1058°F), and would likely exceed the Zircaloy burst temperature limit of 750°C (1382°F). Additional work is needed to refine and verify some of the details of these complex models, but the overall results are consistent with previous fire analyses with similar models, and with the results obtained for the HAC fire evaluations with these models. These results as well as future results produced by these models can therefore be considered as reliable estimates of the temperatures that would be experienced in fire conditions of the severity of the MacArthur Maze fire scenario.

The structural analyses show that the GA-4 package is robust enough to withstand the impact of the overhead span without suffering major damage or deformation. However, additional work is currently underway to develop a detailed model of the package lid and closure bolts, to determine the effect of the drop scenario where a girder strikes directly on the package lid.

ACKNOWLEDGEMENTS

The authors would like to acknowledge the assistance provided by Dr. Kevin McGrattan of the National Institute of Standards and Technology on the fire models described in this paper.

REFERENCES

1. 10 CFR 71. Jan. 1, 2009. *Packaging and Transportation of Radioactive Material*. Code of Federal Regulations, US Nuclear Regulatory Commission, Washington D.C.
2. California Department of Transportation. April 29, 2007, April 30, 2007
<http://www.dot.ca.gov/dist4/photography/images/070429/index.html>
<http://www.dot.ca.gov/dist4/photography/images/070430/index2.html>

3. **SFPE Handbook of Fire Protection Engineering**, 4th edition, Society of Fire Protection Engineers, National Fire Protection Association, Quincy, Massachusetts, 2008.
4. **NFPA 502: Standard for Road Tunnels, Bridges, and Other Limited Access Highways**, National Fire Protection Association, 2008.
5. Jan Brekelmans, Rene ven den Bosch, and Kees Both, **Summary of Large Scale Fire Tests in the Runehamar Tunnel in Norway**, UPTUN Research Program, official deliverable², Workpackage 2 Fire development and mitigation measures, D213, September 2008.
6. C.S. Bajwa, E.P. Easton. *The MacArthur Maze and Newhall Pass Fires and Their Implications for Spent Fuel Transport*, Proceedings of the Waste Management Symposium, Phoenix, AZ, March 2010.
7. D.S. Dunn, R.E. Shewmaker, A.H. Chowdhury. *Analysis of Structural Materials Exposed to a Severe Fire Environment*, NUREG/CR 6987, U.S. Nuclear Regulatory Commission, Washington, DC 20555-0001, February 2009.
8. **Fire Dynamics Simulator (Version 5), Technical Reference Guide, Volume 1: Mathematical Model**, Special Publication 1018-5, National Institute of Standards and Technology, Washington, DC, 2008.
9. **Fire Dynamics Simulator (Version 5) User's Guide**, Special Publication 1019-5, National Institute of Standards and Technology, Washington, DC, 2008.
10. ANSYS , Inc. 2010. **ANSYS Users Guide for Revision 12.1**, ANSYS, Inc., Canonsburg, Pennsylvania.
11. Michener TE, DR Rector, JM Cuta, RE Dodge, and CW Enderlin. 1995. *COBRA-SFS: A Thermal-Hydraulic Code for Spent Fuel Storage and Transportation Casks*. PNL-10782, Pacific Northwest National Laboratory, Richland, Washington.
12. Sprung JL, DJ Ammerman, NL Breivik, RJ Dukart, and FL Kanipe. March 2000. *Reexamination of Spent Fuel Shipment Risk Estimates*, NUREG/CR-6672, Vol. 1 (SAND2000-0234). Sandia National Laboratories, Albuquerque, New Mexico.
13. LS-Dyna Keyword User's Manual Version 971, Livermore Software Technology Corporation, May 2007.

² This document is available in pdf from www.uptun.net.