

EVALUATION OF REMEDIATION TECHNOLOGIES FOR PLUTONIUM CONTAMINATED SOIL

Steve L. Hoeffner, James D. Navratil, Guilhermina Torrao
Clemson Environmental Technologies Laboratory
Clemson University
100 Technology Drive
Anderson, SC 29625

Richard Smalley
Waste Policy Institute
227 Gateway Drive
Aiken, SC 29803

ABSTRACT

Soils contaminated with radionuclides are an environmental concern at most Department of Energy (DOE) sites. Clean up efforts at many of these sites are ongoing using conventional remediation techniques. These remediation techniques are often expensive and may not achieve desired soil volume reduction. Several studies using alternative remediation techniques have been performed on plutonium-contaminated soils from the Nevada Test Site. Results to date exhibit less than encouraging results, but these processes were often not fully optimized, and other approaches are possible. Clemson University and teaming partner Waste Policy Institute, through a cooperative agreement with the National Environmental Technologies Laboratory, are assisting the Nevada Test Site (NTS) in re-evaluating technologies that have the potential of reducing the volume of plutonium contaminated soil.

This efforts includes 1) a through literature review and summary of a) NTS soil characterization and b) volume reduction treatment technologies applied to plutonium-contaminated NTS soils, 2) an interactive workshop for vendors, representatives from DOE sites and end-users, and 3) bench scale demonstration of applicable vendor technologies at the Clemson Environmental Technologies Laboratory.

The removal of plutonium from NTS Area soils has been attempted using various combinations of attrition, scrubbing, size classification, gravity-based separation, flotation, air flotation, segmented gate, bioremediation, magnetic separation, and vitrification. Results to date exhibit less than encouraging results, but these processes have not yet been fully optimized and other approaches are possible. There is an opportunity for significant improvement through the utilization of more in depth studies.

INTRODUCTION

Soils contaminated with radionuclides are an environmental concern at most U.S. Department of Energy sites. Remediation actions are on going at many sites, and plans for cleanup are underway at other sites, such as the Nevada Test Site (NTS). The NTS

possesses widespread soil contamination caused by deposition of plutonium and other radionuclides from defense related nuclear test operations.

OBJECTIVE

Clean up efforts are ongoing at the NTS using conventional remediation techniques. However, the DOE desires to obtain technologies that can further reduce risks, reduce clean up costs, and reduce the volume of contaminated soil that remains. Low levels of plutonium contamination are distributed somewhat uniformly throughout the NTS soils and, as a result, it is difficult to obtain volume reductions above 70%. Treatment of plutonium-contaminated soils is complicated by multiple oxidation states. For a treatment technology to be of use to the NTS it should meet the criteria listed in the DOE NTS site need statement NV04-0101-05S provides additional details such as:

- Clean soil plutonium concentration less than 1000 pCi/g
- Technology capable of treating wide variety of soils varying in composition and other characteristics
- Soil processing throughput maximized to minimize costly time in the field
- Significant soil volume reduction, at least 70%
- Portable technology that operates effectively and with low maintenance in remote, arid environments
- Water consumption minimized by recycling or other means. Water consumption for dust control minimized by equipment design or operation
- Secondary waste generation, and dust and airborne contaminants production minimized; mixed waste or transuranic waste production is unacceptable.

Baseline Technology

The baseline technology with which these technologies are competing consists of the following:

- Perform characterization and assessment involving soil sampling and radiological surveys
- Remove topsoil using grader
- Pick up soil using scraper, and transport to processing area
- Screen and assay soil using transportable belt detector system
- Load soil into side-dump trailers lined with "burrito wraps"
- Haul soil to the NTS, and dispose of at the Area 3 Radioactive Waste Management Site

Ideally the DOE would like to be able to remediate soil sites to meet regulatory requirements at a cost that is significantly less than the known baseline cost (estimated to be \$18/ft³ or less), with no significant adverse environmental, safety or health impacts from deploying the innovative technology.

APPROACH

Clemson University and teaming partner Waste Policy Institute, through a cooperative agreement with the National Environmental Technologies Lab in Morgantown, West Virginia, are assisting the Nevada Test Site (NTS) in evaluating possible technologies that have the potential of reducing risks and clean-up cost. To date the following activities have been completed:

- NTS site background
- the geological and geochemical characteristics of NTS soils
- the radiochemical distribution and chemical form of the plutonium in the NTS soils
- previous approaches that have been tried to reduce the volume of the plutonium contaminated soil
- a review of physical, chemical and biological treatment processes that may be applicable to treatment of the soil
- Potential vendors have been identified
- a Soils Workshop was held in Nevada. The workshop brought together DOE site representatives with their needs and technology vendors with potential solutions.
- A RFQ for bench scale demonstration of technologies to reduce the volume of Pu-contaminated soil has been issued

RESULTS

The Department of Energy conducted safety shots at several locations on the Nellis Air Force Range, TTR (Double Tracks; Clean Slates 1, 2, and 3; and Area 13); at Plutonium Valley in Area 11 of the NTS; and the GMX site in Area 5 of the NTS. The safety tests did not result in significant nuclear yield, but did disperse contaminants in excess of 40 picocuries per gram in surficial soils over more than 1,200 hectares (3,000 acres)¹. Detailed information on the extent of contamination is provided in a recent Cost/Risk/Benefit analysis².

For the purpose of this study, there are 5 sites that have been targeted for remediation (See Figure 1):

GMX (Area 5, NTS)

Plutonium Valley (Area 11, NTS)

Project 57 (Area 13, slightly outside the NorthEast corner of the NTS)

Clean Slates II (Area 52, TTR)

Clean Slates III (Area 52, TTR)

Geological and Geochemical Characteristics of NTS Soils

Soils for the region are classified as sands, loamy sands or sandy clay loams³. Plutonium and its daughter isotopes, primarily americium, were dispersed from the source of detonations in a widening plume dependent on prevailing environmental conditions at the time of the test shots. Fine plutonium particles became airborne and were either transported off-site by the wind currents or were deposited downwind of the point of detonation as a result of fusing with silica particles. Over the years, the plutonium became integrated with the gravel, sand and silt particles at the site and with varying degrees of cementation caused by environmental weathering, the plutonium became incorporated into the surface hardpan typical of such arid areas. The bulk of the activity typically resides within the top few centimeters of the soil. The plutonium particles have become relatively immobile over the past 30 years and will remain so until disturbed⁴. Contaminant concentrations range from 200 to 12,800 picocuries per gram (pCi/g) over the 3,000 acres of land⁴. An estimated 20-25 million cubic feet of plutonium-contaminated soil exists at the NTS and the adjacent TTR⁵.

The surface chemistry and physical properties of radionuclides are significantly different from that of the host soil. For example, the density, magnetic susceptibility, surface wettability and electrical charge of certain transuranic elements are markedly different from that of quartz, clay and other minor constituents⁶.

Area 11 Soils - SEM indicates that fine clay and silt attach to relatively large particles and agglomeration of fine clays is also observed. This information, along with the wet screening results, suggests that the soil pretreatment steps are necessary to disintegrate the lumped particles for effective separation. Scanning Electron Microscope/Energy Dispersive X-ray Spectroscopy (SEM/EDX) and petrographic analyses have shown that the major mineralogical constituents of the soil are clay, quartz, magnetite, titanomagnetite and limestone. The mineralogical analysis of the coarse size NTS soil indicates the presence of magnetite, sanidine, titanomagnetite and biotite. The fine fraction contains clay, quartz and feldspar.

Radiochemical Distribution and Chemical Form of the Plutonium in the NTS Soils

- Area 5, GMX, NTS

No information is available on this area. The assumption is that the soil would be similar to other nearby areas.

- Area 11, Plutonium Valley, NTS

A study was performed by Misra on an Area 11 soil from the NTS⁶. More than 75% of the total radionuclides are dispersed in the minus 40-micron size soil fractions^{6,7}. Thirty-one percent (weight) of soil is minus 20 microns, 95% is minus 125 microns. The radionuclides are present as particles and/or are partially attached to clay particles. In some instances radionuclides are bonded to magnetite (which is magnetic) and clay particles⁶.

In a study performed by Lockheed Environmental Systems and Technologies (LESAT), only about 45% of the total curie activity was contained in the soil smaller than 20 microns (soil was wet sieved)³. This increases to just under 60% for soil that is smaller than 75 microns. In comparing these results to those in the previous paragraph, some variability in plutonium distribution as a function of particle size is indicated for Area 11 soils. Photo-optical microscopy and scanning electron microscope analyses indicated the presence of discrete, agglomerated, fused and mixed matrix soil particles.

Work by Murarik⁸ has shown that the activity of plutonium increased in the wet size fractions as compared to the dry size fraction. This may indicate that the transuranics are finely dispersed and loosely bound to clay particles. In such instances it should be easy to separate much of the plutonium from the soil using pretreatment techniques.

In another study by Misra⁹, particle size and activity distributions were determined for an Area 11 soil and for a Clean Slate I soil. A graphical presentation of Misra's tabular data is shown in Figure 2. This Area 11 soil appears to be significantly different from the first Area 11 soil mentioned above. In general the data indicate a courser soil. Figure 2 shows the mass distribution of the soil as a function of the soil particle size, as determined by wet and dry sieving. As might be expected, the percent of fine material increases when the soil is wet sieved. Only about 10% of the soil is minus 150 microns. This graph also shows the plutonium distribution (percent of total curie content) as a function of the soil particle size. The figure indicates that the minus 150-micron fraction contains less than 20% of the total plutonium when dry sieved and nearly 70% when wet sieved. The graph also shows the plutonium activity distribution (pCi/g) as a function of the soil particle size. Similar to the above soil, the highest concentrations of plutonium occur in the smaller sized fractions.

The limited data indicate that the size distribution and plutonium distribution may vary significantly for Area 11 soils. Available data for the Area 11 soils show increasing plutonium activity with decreasing particle size. This may or may not be the case for other Area 11 soils, as the following data for some other Area soils indicates significant variability within a given Area.

- Area 13, Project 57, near NTS

A limited amount of data is available for the Area 13 soils⁷. Most of the plutonium contamination was associated with smaller particles (<40 mm). These data suggest that even in soils with very low average plutonium activity, such as the soil of Area 13, specific activities in smaller size fractions may be orders of magnitude higher⁷.

- Area 52, Clean Slate I, II and III, Double Tracks

In contrast to Area 11 and 13 soils, almost all the plutonium activity was found in medium size fractions (83% of the soil mass was between 75 and 250 microns) for an Area 52 soil (see Misra⁷, source of the soil was not more specifically identified). It is possible that the mineralogy of the area in combination with the specific history of the plutonium test and nuclear devices used in area 52 resulted in association of the

plutonium with a coarser size fraction (larger than 125 um). The shot in Area 52 was exploded in a bunker, whereas the shots in areas 11 and 13 were above ground detonations. This may explain why plutonium in area 52 was deposited as a fused plutonium-silicate, whereas in areas 11 and 13 it was deposited as a plutonium oxide⁷.

In another study by Misra⁹, particle size and activity distributions were determined for a Clean Slate I soil. Figure 3 shows the mass distribution of the soil as a function of the soil particle size, as determined by wet and dry sieving. The percent of fine material increases slightly when the soil is wet sieved. The graph of plutonium distribution (percent of total curie content) as a function of the soil particle size indicates that the minus 150-micron fraction contains less than 5% of the total plutonium when dry or wet sieved. The highest concentrations of plutonium occur in the mid-sized fraction (300-850 microns).

An extensive amount of soil characterization work was done by University of Nevada-Reno and by the IT corporation in support of pilot-scale demonstrations for soils from Double Tracks, Clean Slate I, Clean Slate II and Clean Slate III¹⁰.

Clean Slate II - Figure 4 shows the mass distribution of the soil as a function of the soil particle size. Data are summarized for nine different Clean Slate II soils. The amount of soil passing a particular sieve size varies up to around 20%. The data¹ indicates very large differences in the plutonium distribution. As a result, the amount of plutonium that can be removed by size separation is going to vary significantly for Clean Slate II soils.

Clean Slate III - The amount of soil passing a particular sieve size varies around 25-30%. Once again, there are very large differences in the plutonium distribution from sample to sample. As a result, the amount of plutonium that can be removed by size separation is going to vary significantly for Clean Slate III soils.

Previous Approaches that Have Been Tried to Reduce the Volume of the Plutonium Contaminated Soil

The removal of plutonium from NTS Area soils has been attempted using various combinations of attrition scrubbing, size classification, gravity based separation, flotation, air flotation, segmented gate, bioremediation, magnetic separation and vitrification. A brief summary of the effectiveness of each is provided below.

- Attrition Scrubbing

Attrition scrubbing was used extensively as a pretreatment step to break up agglomerated materials, to remove surficial coatings from larger soil particles, and hopefully to make the contaminated soil more amenable to processing. As data in Figures 2 and 3 indicate, the result is often but not always a shift to more of the plutonium activity residing in the smaller sized particles.

SEM indicates that fine clay and silt attach to relatively large particles and agglomeration of fine clays is also observed. This information, along with the wet screening results,

suggests that the soil pretreatment steps are necessary to disintegrate the lumped particles for effective separation.

- Size Separation

It was found, based on wet sieving of the contaminated soil and plutonium determination in each size fraction, that for a soil from Areas 11 and 13 (but not Area 52), most of the plutonium contamination was associated with the smaller particles, typically smaller than approximately 40 microns⁷. A spiral classifier that had a 75-micron cutoff was used to treat Area 11 soil⁷. The classifier worked very well since the soil less than 73 microns in diameter (about 1/3 of the total soil) contained most of the plutonium. Note, however, that data for Area 11 and 13 are fairly limited and that these conclusions may not apply to all of the contaminated soil from these two areas. Attrition scrubbing and wet sieving of Area 11 soil was able to achieve a 70% volume reduction⁷.

The dispersion of the plutonium oxide contaminant in the NTS soil is unique and completely different from the way mineral is naturally dispersed in an ore to be processed by mineral processing plants. Most of the plutonium oxide in the NTS soil is dispersed in a size range of minus 120 microns that also includes 40-50% of the nominal soil fraction in this size range. Compounding the problem, the content of plutonium oxide in the NTS soil is less than 0.001%, which is well below the average mineral content (normally several percent) of an ore to be processed in a typical mineral processing plant. This unique situation at NTS makes the separation of plutonium oxide by physical methods extremely difficult or impossible from the standpoint of scientific concepts. For example, sizing with a 120 micron screen will recover most of the plutonium oxide, but the soil volume reduction will be very low, approximately 2-2.5. However, sizing with a smaller screen size will achieve a high volume reduction but will recover only a small fraction of the contaminant. Thus, screening of the soil alone is not a primary choice for separation of plutonium oxide from the NTS soil⁴.

- Gravity Separation

Gravity-based processes work on the principle of Stokes' law. Heavy particles settle faster than light particles. However, the size of the particle also influences the rate of settling. The result is that gravity based separation is not very effective for fine particles⁶. Many of the NTS soils contain a significant amount of fines.

For these reasons the mineral jig did not work well. Very small plutonium particles are carried away by water flow instead of settling downward⁷.

The Multigravity system (MGS), a system based on gravity separation, enhances the performance of a conventional vibrating table by enclosing the horizontal concentrating surface into a rotating cylindrical drum. The MGS did an excellent job for the <44-micron soil⁷. The efficiency of the process appeared to depend on particle size and particle size uniformity. Although the ratio of concentrate-to-tailings specific activities reached an encouraging 16.3:1 for the finer particles, this ratio was not consistently maintained, suggesting that the overall process performance depends on parameters

which are not well understood. With particles of less uniform size (all particles smaller than 75 microns), the results were less encouraging.

Gravity separators (mineral jig and Wilfley shaking table) and centrifugal separators (hydrocyclones and Falcon concentrator) will not effectively separate the contaminant^{4, 7}. Thermal drying and air classification has also been proposed to treat the NTS soils⁴. Gravity and centrifugal separators utilize the terminal velocity of a particle for the basis of separation, which depends on the combination of density and size. Thus, the fine (size) and heavy (density) plutonium oxide particles will be separated and report together to the same concentrate product stream with the large (size) and light (density) soil matrix particles. As an example, a roughly 50-micron plutonium oxide particle with a density of 11.6 g/cm³ would end up in the same concentrate stream as a 20-micron soil matrix particle with a 2.65 g/cm³ density. Thus, the separation of only plutonium oxide particles from the soil matrix particles is not possible using only gravity/centrifugal separators. In addition, during the separation process, the plutonium oxide particle is surrounded by several thousand soil matrix particles, making it difficult to liberate and to allow the particle to respond to gravity separation forces⁴. But the primary reason why processes that rely on the dependence of settling velocity on density differences failed was the very fine grain size of the plutonium-rich particles⁷.

- Flotation

From a scientific perspective froth flotation looks promising (zeta potential between soil and plutonium oxide is significantly different)⁶. A technology based on carrier flotation appears to offer some promise⁴. More than 90% of two surrogates (CeO₂ and TiO₂) can be separated from NTS soil with flotation using oleic acid at an alkaline pH⁶. Lab tests using cerium dioxide surrogate and calcium carbonate carrier provided impressive recovery and volume reduction results⁴.

Over 70% of the activity were found in the dense liquid float for an Area 11 soil³. Mechanical flotation resulted in 90% of the total soil mass in the lean stream for an Area 11 soil⁹. Plutonium concentration was decreased from 150 pCi/g in the feed to 33 pCi/g in the lean stream for an Area 11 soil^{9, 11}.

Flotation separation is highly dependent on using the correct reagent in the slurry, which would permit air bubbles to attach to plutonium mineral grains. The best reagent may not have been identified to produce an optimal separation so even improved separations could potentially be achieved⁷. Carrier flotation has the advantage over air flotation of use of a carrier, which is especially important if the contaminant of interest is present at very low concentration, such as it is for plutonium (present at <0.001%).

- Air Flotation

For both Area 13 and 52 soils, the overflow (concentrate) actually had less plutonium than the underflow material. This indicates that air flotation was not capable of separating the plutonium from the bulk soil slurry for this soil. These results also show that air flotation was not as successful in removing the fine (<38 micron) plutonium particles as it was with the larger plutonium particles⁷. Some factors that may partially explain the

poor results are 1) a surrogate was used to determine the optimum reagents and other experimental variables, and 2) an attrition scrubber was not used to break down plutonium-soil particle aggregates⁷. The process does, however, work well with fine particles (< 10 micron). Being a flotation technique, the results are dependent on surface chemistry, which can be used to improve separations.

- Segmented Gate

The segmented gate system separates contaminated soil from clean soil according to a preset radioactivity criterion. Field surveys show that there can be significant differences in surface activity within a foot or two². But mixing of the soil occurs with the methods that have been used to remove the top few inches of contaminated soil (usually a road grader that pushes the soil into wind rows, followed by equipment to pick up the row of soil). This, coupled with the wide dispersion and low concentration of the plutonium oxide particles, restrains this technology from attaining the targeted goals in terms of volume reduction and recovery of plutonium oxide⁴. Poor results were obtained in a recent field test performed at the Clean Slate 2 site: only 61% of the plutonium activity ended up in the "concentrate" with a volume reduction of 2:1 (weight of feed to weight of clean)^{4, 12}.

- Bioremediation

Bio-leaching of plutonium oxide occurs with sulfuric acid produced from elemental sulfur in the presence of sulfur oxidizing bacteria. This technology is also based on a precipitation of plutonium sulfate complex ($\text{PuO}_2(\text{SO}_4)_3^{4-}$) as plutonium oxide sulfur (PuO_2S) in the presence of sulfate reducing bacteria. Good results of field testing at NTS were obtained and the technology has been evaluated as promising⁴. The unit processes are based on sound scientific concepts that have been proven in the acid leaching of uranium oxides with sulfuric acid and oxygen, and in the precipitation of metal ions in wetland-treatment of acid-mine drainage. Preliminary conversations with Carl Fliermans¹³ indicate that the soil would need to be kept moist and could be covered with plastic sheeting to retain moisture. Elevated temperatures up to 50 or 60 degrees Celsius are not detrimental and could be beneficial. These factors indicate that it may be possible to treat using a heap leaching approach.

- Magnetic Separation

Early studies with magnetic separation indicated that the magnetic susceptibility of fine soil is very low. Wet magnetic separation was being tested and indications were that wet magnetic separation might work⁶.

More recently, a more in-depth study was performed using two magnetic processes on three NTS soils from Areas 11, 13 and 52⁷. One process used a Kolm separator and the second a rare earth conveyor. The results were highly variable, and for the Area 52 soil, the specific activity of the plutonium in the "decontaminated" stream was higher than either the feed or the "contaminated stream. These results are for the feed into the magnetic separator. There was some preliminary separation of the NTS soils based on size. Mass balances were poor. Many potential explanations were advanced to explain these discouraging results:

- 1) The magnetic intensity setting and flow rate may not have been optimal.
- 2) A large fraction of the slurry was retained by the magnet (26%), possibly a result of the initial deposit of magnetic material trapping non-magnetic material.
- 3) Incorrect frequency of shutdown and cleanup of the magnet could have resulted in excessive buildup of retained material.
- 4) The relatively high clay content of the soil could be responsible for “masking” the paramagnetic behavior of plutonium particles resulting in poor separation.
- 5) The exact plutonium distribution as a function of particle size was not known before the record runs and process optimization was based on preliminary plutonium activity estimates from ²⁴¹Am spectroscopy measurements⁷.

The major reason seems to be that fine particles of plutonium oxide are attached to large matrix particles by Van der Waals type of forces and the magnetic separator is not strong enough to pull paramagnetic plutonium oxide particles, especially when the particles are shrouded by many matrix particles.

In another study by Los Alamos¹⁴, about 85% of the plutonium were removed from the flow stream. However, about 30% of the soil mass were also caught up in the separator. Results then are similar to those mentioned above. The results indicate that the NTS residue is highly magnetic and the activity is probably tied up with the magnetic minerals such as magnetite.

Although results to date have not been encouraging, there is the potential to further optimize treatment and reduce the amount of material that is held up. A summary of the previous work that has been conducted on the NTS soils is available online at www.cetl.org.

- Discussion of Previous Attempts to Reduce the Volume of Plutonium Contaminated Soil

Early reports were very positive and data indicated increasing plutonium concentration with decreasing particle size for the NTS soils⁷. While this may be true for some soils at the NTS proper, it is by no means the case for all of the Safety Shot soils. Preliminary studies also indicated that the plutonium might be in a readily extractable form. But later studies have shown that this is not usually the case, and that there are at least two forms of plutonium present at the site: plutonium oxide and fused plutonium-silicate. In addition, weathering has taken its toll and made the plutonium less amenable to extraction.

Many different treatment techniques have been investigated. Unfortunately, the interpretation of the results from several of these studies were hampered by low activity, small sample size for treatability test and small analytical sample size for determining the results of the treatability test.

Physical separation technologies were found to be intrinsically difficult to use on the NTS soil due to the dispersion and size of the plutonium dioxide particles within the soil

matrix⁴. Another problem that may have complicated all of the tests is the inability to totally dislodge the plutonium from the other soil particles⁷.

The significant variability in soil composition within a given area can pose additional challenges to successfully treating the soil. And how the soils are processed can also influence these size and activity distributions. Blending may be helpful within a given area, especially if size separation is one of the unit operations selected for the overall treatment scheme. But in other instances blending of the soil would be disadvantageous. For example, segmented gate would work best when minimal mixing of the soil has occurred. If an improved method of collecting the soil could be developed, segmented gate may be much more effective.

Use of magnets to remove the plutonium from the soil has been tried repeatedly, with little or no success. Part of the problem appears to be that lots of other materials get held up on the magnets besides the plutonium. Reagents can be used to try and minimize this.

In summary, size separation helps as an initial step and is especially useful for smaller sized particles. But there can be significant variability in contaminant distribution in the soils and any successful treatment process must address this. Attrition scrubbing appears to help although there is limited data to compare results with and without scrubbing – most studies used either one or the other. A system that could control the split or size range for the soil fraction based on near real time analysis of the Am-241 could prove to be especially useful. Often the majority (+70%) of the plutonium contamination occurs in one or two soil fractions. The approximate lower limit of detection for Am-241 is around 10 pCi/g. This equates to a detection limit of around 150 pCi/g for plutonium. With state of the art equipment it may be possible to perform near real time analysis of Am-241 as a way to monitor the levels of plutonium in the various soil fractions. (as long as the Am-241 count times are not too lengthy).

None of these processes were fully optimized, so significant improvement may be realized by more in-depth studies. However, the varied soil size and plutonium activity distributions would also have to be addressed for a treatment process to be robust enough to treat NTS and TTR soils.

Series of a given unit operation could be performed to further increase performance, although it may not be cost effective especially if the gain is small (several of the magnetic separations techniques probably fall into this category).

This summary shows that the solution to remediation of the NTS soils is not as mature as one would hope – additional characterization and bench scale studies are warranted – and should aid vendors in developing a successful treatment approach.

Workshop

A Soils Workshop was held at the Nevada Operations Office in Las Vegas, Nevada on August 14 and 15, 2001. Representatives from CETL, NETL and the NTS were present. Representatives from other DOE sites with similar concerns were also present.

- About 70 personnel from the government, private sector, and public participated
- DOE Operation Offices plus DOE focus areas & other programs.
- 12 commercial technology vendors,
- 8 national laboratories
- university researchers, and state and federal regulators
- Needs from 10 sites assimilated into tables
- Capabilities of 12 vendors summarized into tables

A summary of the workshop is in process

Vendor Identification

- 35 vendors were identified and contacted
- 26 expressed an interest in the solicitation
- About a dozen attended the soils remediation workshop
- 9 vendors responded to the RFQ (see below)

Request for Qualifications

A Request for Qualifications was issued in August. Nine vendors with potentially applicable technologies have responded to a request for qualification issued by CETL. Technologies that were represented included: soil washing (physical and physical/chemical processes), bioremediation, flotation, electrokinetic, vitrification, and centrifugal gravo-magnetic separation. Evaluations have been completed. Three vendors have been selected to provide a bench-scale demonstration of their technology on plutonium contaminated NTS soil at the CETL. Other vendor submittals were disqualified based on their response to the ten questions that were asked in the Request for Qualifications:

1. Does your technology have the potential to treat plutonium-contaminated soils at less than the baseline cost?
2. Does your technology produce any hazardous, mixed or TRU waste?
3. Can your technology be demonstrated on a small scale using kilogram or less amounts of soil? (Improved soil removal techniques excluded, as detailed in the Desired Performance Criteria).
4. Can your demonstration be performed in a nominal 2 weeks?
5. Will your company perform this demonstration for compensation from CETL of $\leq \$15,000$?
6. Does your technology have the potential to result in a 70% or greater volume reduction of contaminated soil (assume 1000 pCi/g, target of 200 pCi/g)?
7. Does your technology address the fact that a) the plutonium contamination distribution as a function of particle size varies from soil to soil, b) plutonium is

present in at least two forms, and has been weathered: plutonium dioxide and fused plutonium silicate?

8. Do you or your teams have pilot and full-scale treatment capability?
9. If selected for full-scale treatment, do you or your teams have the capacity to meet the 2007 remediation deadline?
10. Does your technology minimize the generation of secondary waste?

FUTURE ACTIVITIES

Once all are in agreement with the vendor evaluations and selections, the vendors will be contacted and asked to provide a work plan. The work plan will be reviewed. The contents of the work plan will be used to prepare for the vendor visits. The work plans will also allow us to address health and safety issues, compliance issues and vendor support requirements.

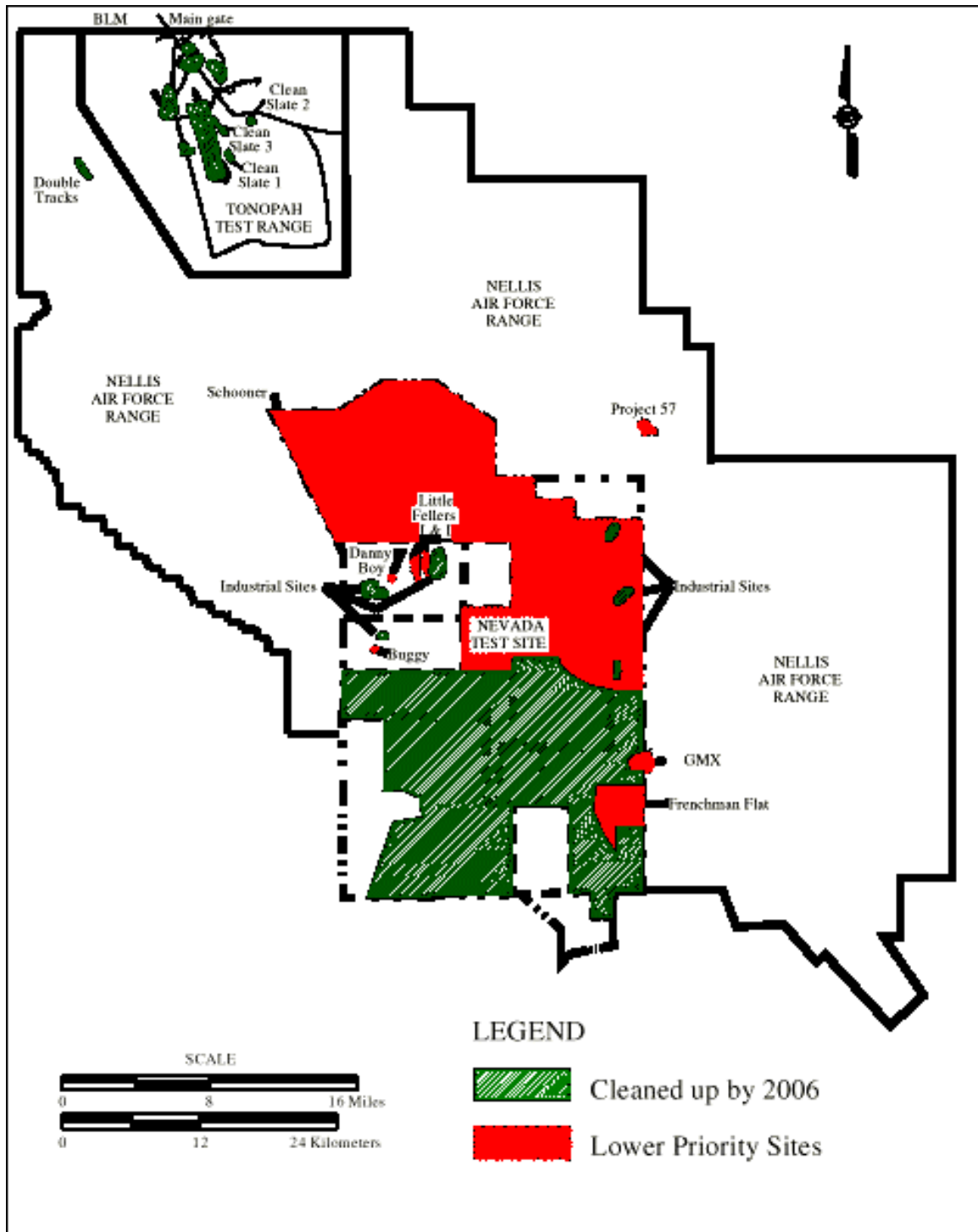
Soil from the Clean Slate II Site of the Tonapah Test Range has been collected and is ready for shipment. Shipment of the soils has been delayed by a moratorium on shipment of radioactive materials. The Nevada group is obtaining an exemption to this moratorium. Delivery of the Clean Slate II soil from the NTS is scheduled for delivery within the next two weeks.

The soil will be characterized to aid vendors in the design and optimization of their treatment process. Characterization will include particle size analysis, distribution of plutonium as a function of particle size, alpha track analysis, sequential extraction, and a few additional tests.

Once approved work plans are in place and soil characterization is complete, vendor bench scale studies will be scheduled and initiated.

ACKNOWLEDGEMENTS

This project is supported by NETL Cooperative Agreement # DE-FC26-00NT40841. We wish to thank the following individuals for their valued input and contribution to this project. David Schwartz, DOE-NETL project manager, Ralph Smiecinski, DOE-Nevada, Ed Hohman, Bechtel Nevada, Sean Crawford, DOE-Nevada, Dale Pflug, TechCon, as well as other numerous individuals from the Nevada Offices.



| | | |
|-----|------------------|---------|
| NTS | GMX | Area 5 |
| | Plutonium Valley | Area 11 |
| | Project 57 | Area 13 |
| TTR | Clean Slates II | Area 52 |
| | Clean Slates III | |

Fig. 1. Location of Safety Shot Sites¹⁵

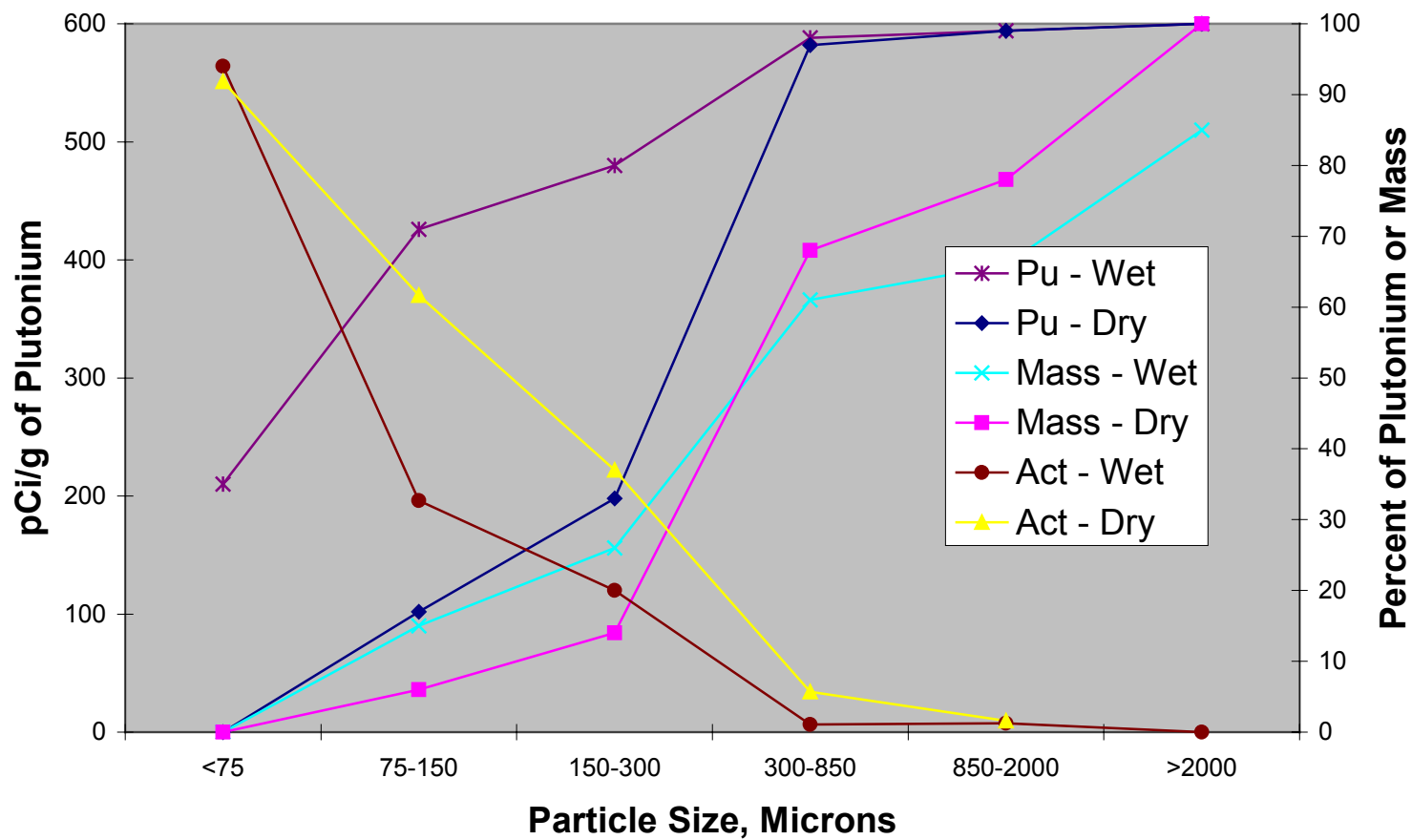


Fig. 2. Plutonium and Mass Distribution in Area 11 Soil

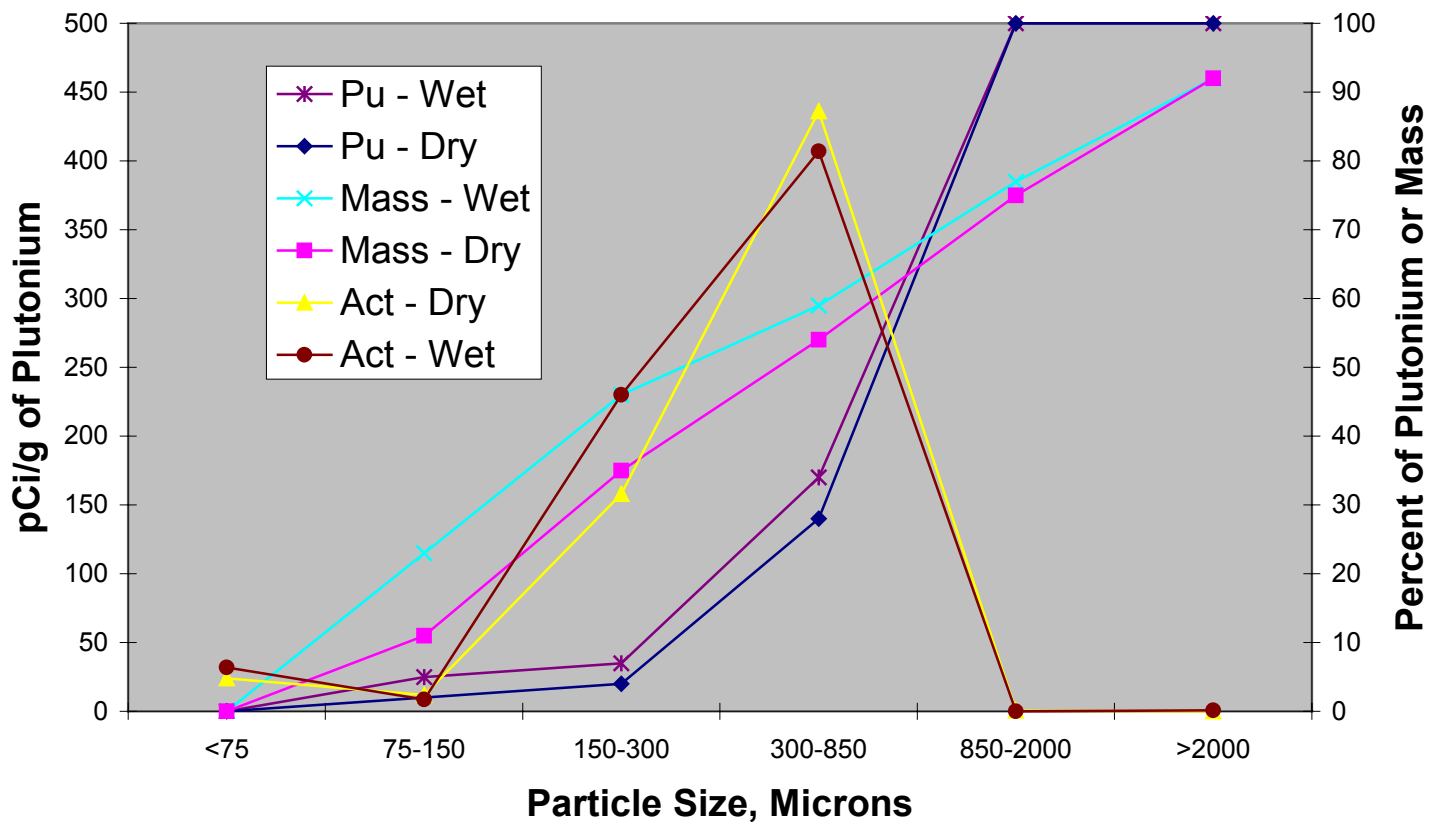


Fig. 3. Plutonium and Mass Distribution in Clean Slate I Soil

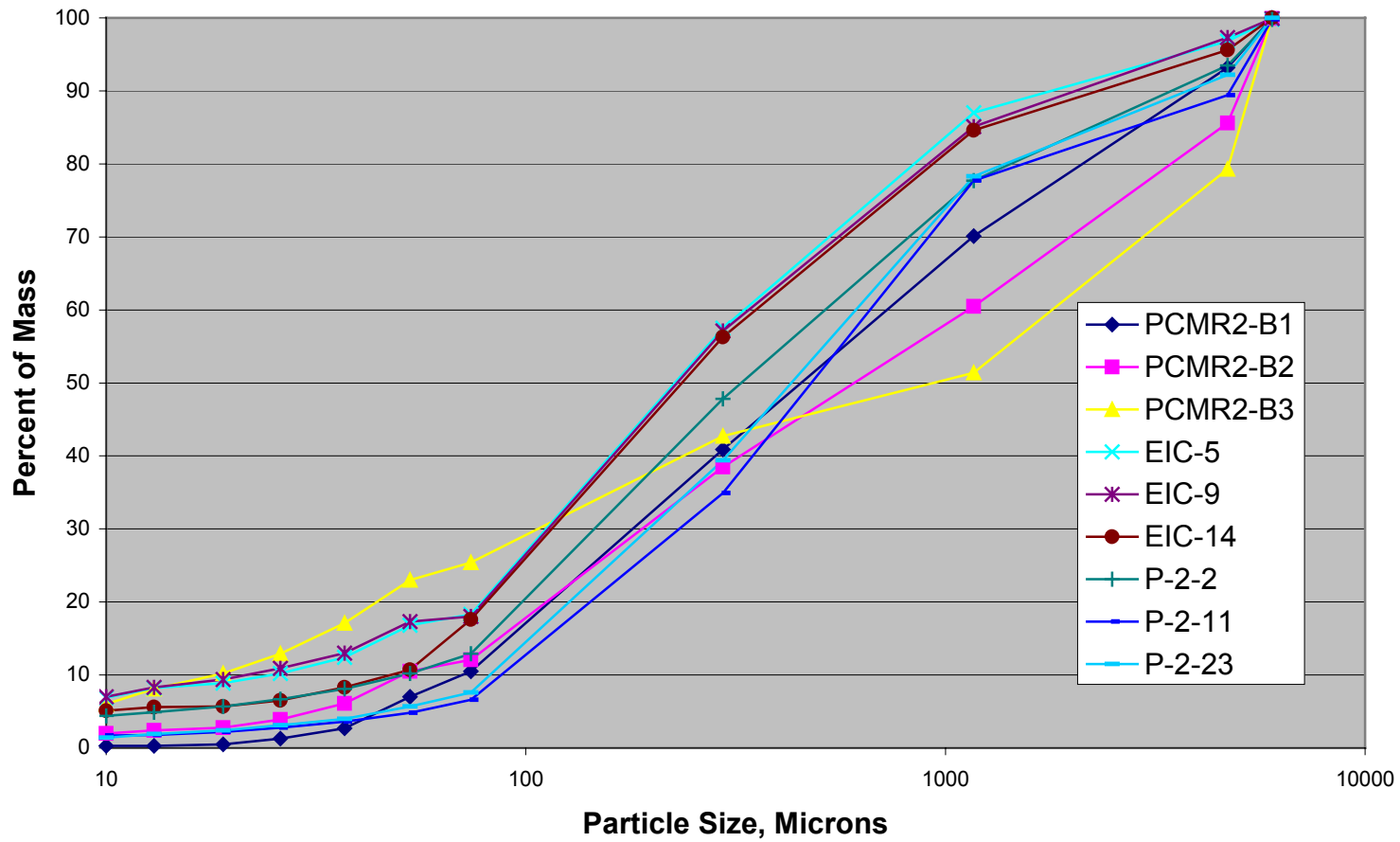


Fig. 4. Mass Distribution – Clean Slates II Soils

¹ 1996 Baseline Environmental Management Report, Nevada Test Site and Tonopah Test Range, US DOE Office of Environmental Management, 1996. Available on-line at: <http://www.em.doe.gov/bemr96/nvts.html>

² Cost/Risk/Benefit Analysis of Alternative Cleanup Requirements for Plutonium-Contaminated Soils On and Near the Nevada Test Site, DOE/NV-399, US DOE Nevada Operations Office, May 1995.

³ Murarik, T.M., "Characterization, Liberation and Separation of Plutonium at the Nevada Test Site: Safety Shot Residues", Proceedings of the Soil Decon '93: Technology Targeting Radionuclides and Heavy Metals, June 16 and 17, 1993, Gatlinburg, TN, ORNL-6769, Oak Ridge National Laboratory, Oak Ridge, TN, September 1993.

⁴ Cho, Eung Ha, et. Al., Soil Volume Reduction Technologies, Evaluation of Current Technologies, DOE Cooperative Agreement DE-FC26-98FT40396, Deployment Leading to Implementation, Final Report, submitted by West Virginia University to US DOE National Energy Technology Laboratory, July 2000.

⁵ Heavy Metals Contaminated Soil Project Technical Summary, DOE/EM-0129P, National Technology Transfer Center, Wheeling, WV, 1994. Available on-line at: www.nttc.edu/env/Heavy_Metals/heavy_metals/chap1.html

⁶ Misra, M., et. al., "Characterization and Physical Separation of Radionuclides from Contaminated Soils," Proceedings of the Soil Decon '93: Technology Targeting Radionuclides and Heavy Metals, June 16 and 17, 1993, Gatlinburg, TN, ORNL-6769, Oak Ridge National Laboratory, Oak Ridge, TN, September 1993.

⁷ Papis, et. al., Evaluation of Technologies for Volume Reduction of Plutonium-Contaminated Soils from the Nevada Test Site, DOE/NV/10845-57, US DOE Nevada Operations Office, June, 1996. Available on-line at: <http://208.200.37.252/pdf/z01017a.pdf> or at: <http://plutonium-erl.actx.edu/pusoil.html>

⁸ Murari, T.M., et.al., "Characterization Studies And Indicated Remediation Methods for Plutonium Contaminated Soils at the Nevada Test Site", *Spectrum* '92, Boise, Idaho, August 23-27, 1992.

⁹ Misra, et.al., A Cost Effective Approach for Volume Reduction of Plutonium-Contaminated Soils," University of Nevada-Reno.

¹⁰ Data provided by Sean Crawford (USDOE Nevada Operations Office) to Steve Hoeffner (Clemson University) on January 23, 2001. Data is from studies performed by University of Nevada-Reno and by IT Corporation around 1996. The IT data was included as an attachment to a memorandum from J.R. McKinley to L. Wille on August 26, 1996, Subject: Volume Reduction Study.

¹¹ Misra, M. and R.K. Mehta, Physical Separation of Radionuclides from Contaminated Soil. University of Nevada-Reno.

¹² ThermoNUtech's Segmented Gate System at Tonopah Test Range, Clean Slate 2, Tonopah, Nevada, Federal Remediation Technologies Roundtable, 1999. Available on-line at <http://bigisland.tclients.com/frtr/00000180.html>.

¹³ Carl Fliermans, Westinghouse Savannah River Company, personal communication, January 2001.

¹⁴ Schake, A. R., et. al., "Magnetic Separation for Environmental Remediation." Report No. LA-UR-94-3373, CONF-940301—44, Los Alamos National Laboratory, Los Alamos, NM. 1994.

¹⁵ Source: www.em.doe.gov/closure/final/nvfig24.html